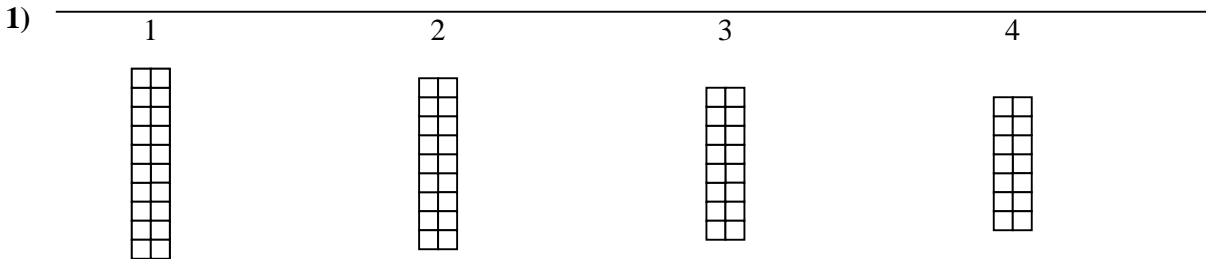




Use the grid patterns to answer each question. Each $\square = 1$ square unit.

Answers




A. If the pattern above continues what will be the area of grid 5?
 B. If the pattern above continues what will be the area of grid 6?

1a. _____

1b. _____

2a. _____

2b. _____




A. If the pattern above continues what will be the area of grid 5?
 B. If the pattern above continues what will be the area of grid 8?

3a. _____

3b. _____

4a. _____

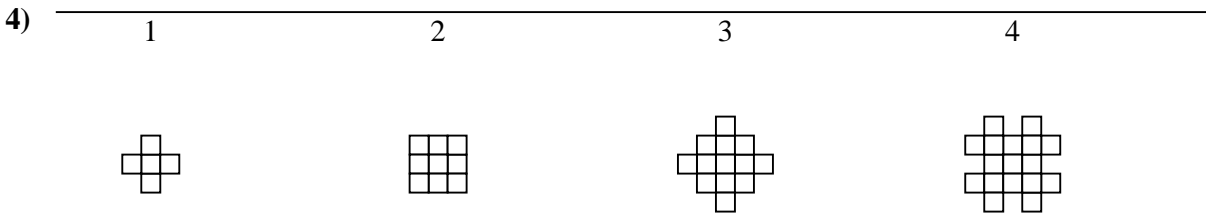
4b. _____



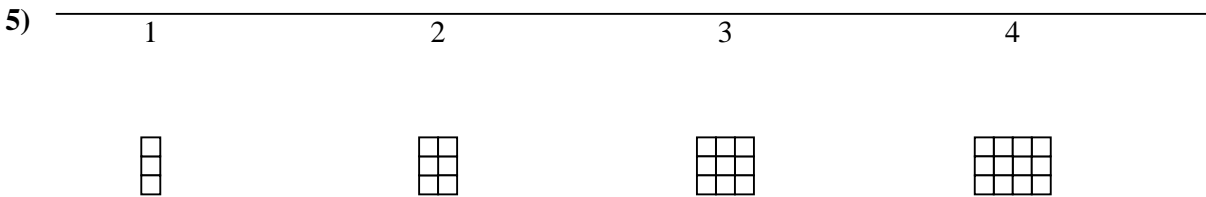
A. If the pattern above continues what will be the area of grid 5?
 B. If the pattern above continues what will be the area of grid 6?

5a. _____

5b. _____



A. If the pattern above continues what will be the area of grid 6?
 B. If the pattern above continues what will be the area of grid 7?

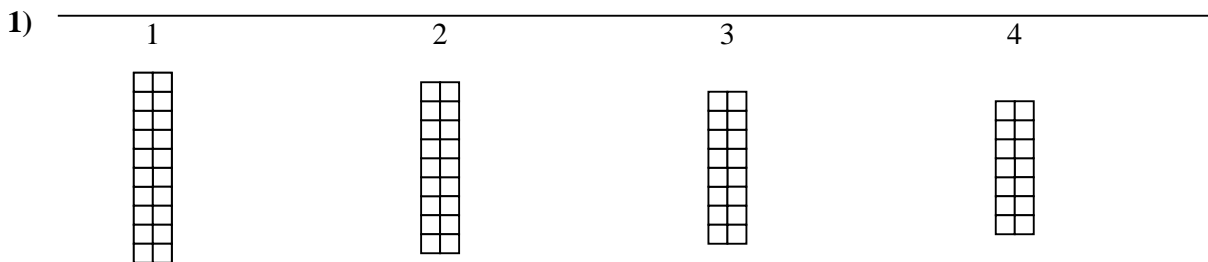


A. If the pattern above continues what will be the area of grid 6?
 B. If the pattern above continues what will be the area of grid 8?



Use the grid patterns to answer each question. Each $\square = 1$ square unit.

Answers




- A. If the pattern above continues what will be the area of grid 5?
 B. If the pattern above continues what will be the area of grid 6?

1a. 12

1b. 10

2a. 21

2b. 30




- A. If the pattern above continues what will be the area of grid 5?
 B. If the pattern above continues what will be the area of grid 8?

3a. 18

3b. 22

4a. 25

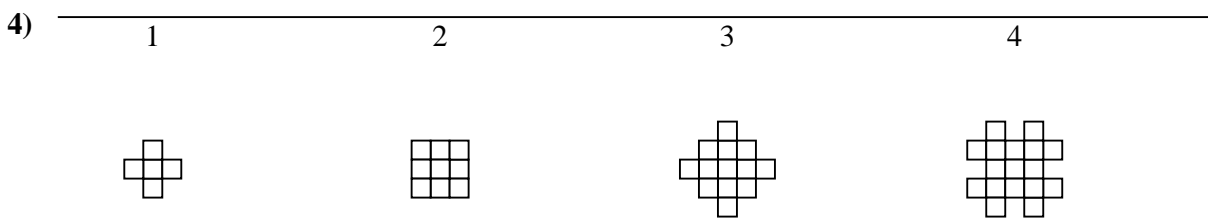
4b. 29



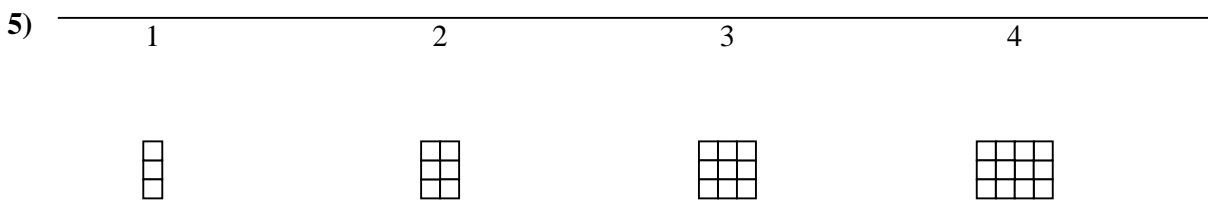
- A. If the pattern above continues what will be the area of grid 5?
 B. If the pattern above continues what will be the area of grid 8?

5a. 18

5b. 24



- A. If the pattern above continues what will be the area of grid 6?
 B. If the pattern above continues what will be the area of grid 7?



- A. If the pattern above continues what will be the area of grid 6?
 B. If the pattern above continues what will be the area of grid 8?